

45CS

TECHNICAL SPECIFICATIONS

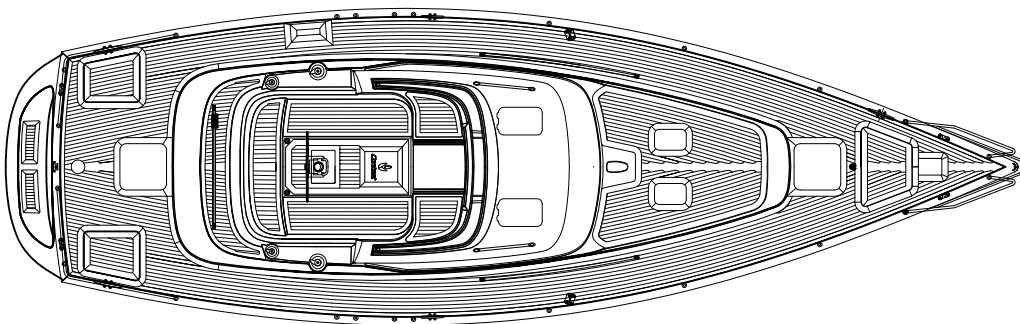
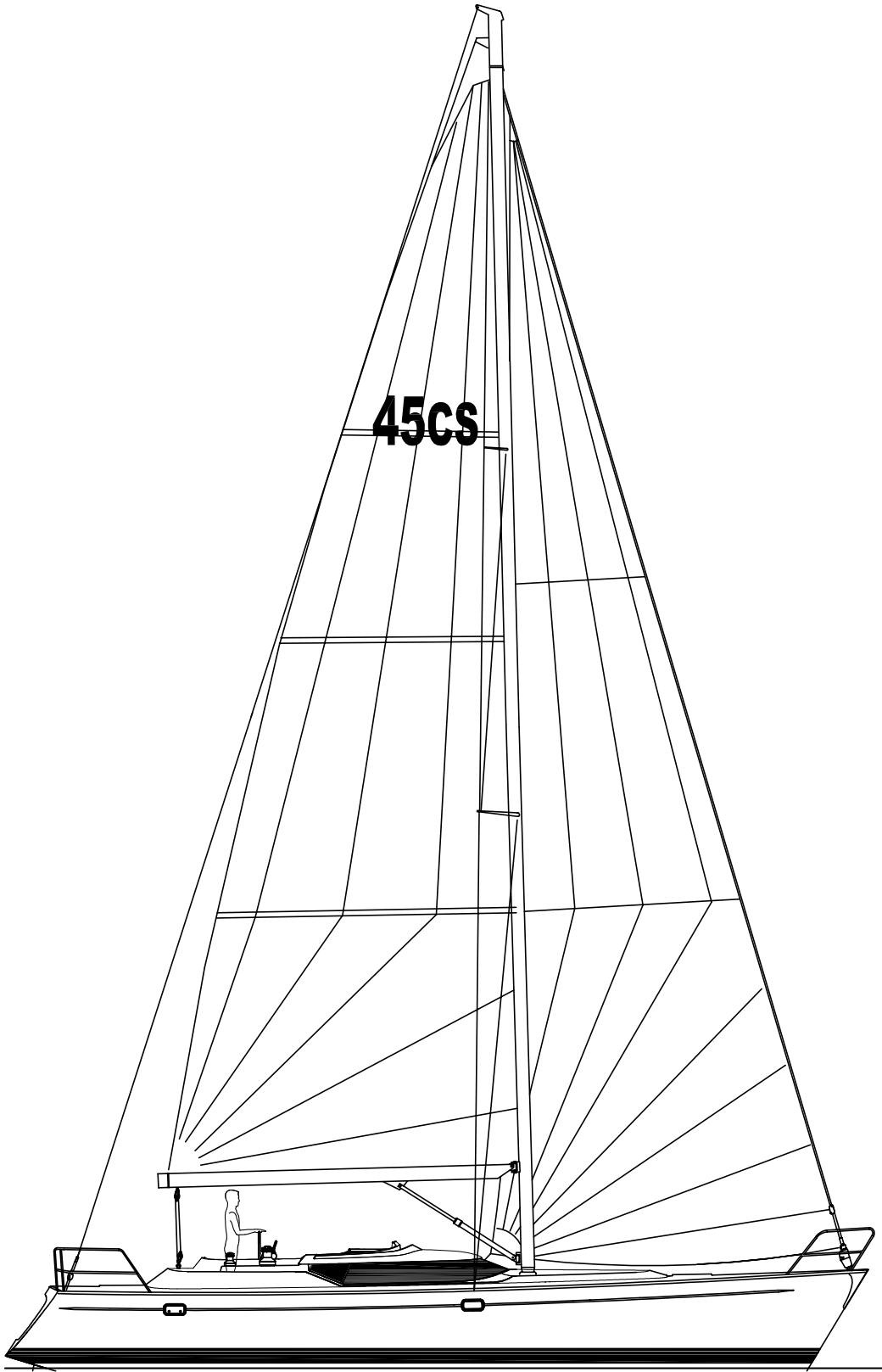


Life. Style. Sailing.

| 42CS | 45CS | 50CS | 57CS | 62CS | 72CS | | 52MC |

Synthesising over half a century of experience with the very latest technologies, Contest Yachts builds highly sophisticated vacuum infused composite sailing yachts for owners who appreciate only the best. Premium Dutch quality, high-end interiors and superior handling are the hallmarks of each and every Contest. The family-owned yard builds its Lloyds-approved performance cruisers entirely in-house.



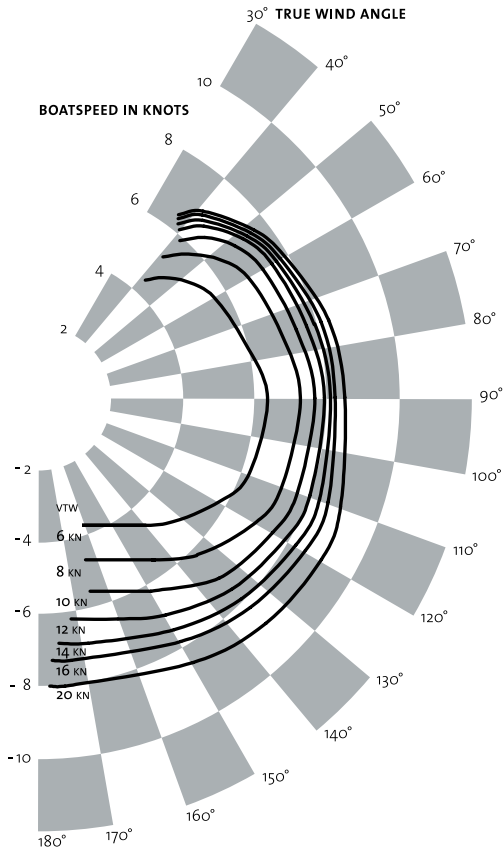


MAIN DIMENSIONS

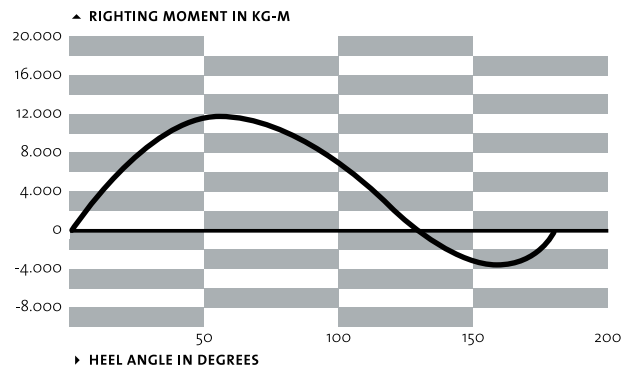
1.1 GENERAL

▶ Length overall	13.70 m	44.9 ft
▶ Length waterline	11.64 m	38.19 ft
▶ Maximum beam	4.10 m	13.3 ft
▶ Displacement	13,500 kg	29,760 lbs
▶ Draft bulb keel	1.95 m	6.40 ft
▶ Ballast bulb keel	5,100 kg	11,244 lbs
▶ Mast height above waterline	21.08 m	68.9 ft
▶ Main sail	54 m ²	581 ft ²
▶ Genoa 109%	49 m ²	527 ft ²
▶ Fuel tank	286 ltr.	63 imp. gal.
▶ Water tank	430 ltr.	94,5 imp. gal.
▶ Engine, Yanmar	55.3 kW	75 hp

POLAR PERFORMANCE DIAGRAM



STABILITY CURVE



2

CONSTRUCTION

2.1 GENERAL

Hull and deck are made of high quality materials. Several interior arrangements are available within the structural bulkheads and keel grid.

2.2 HULL

- ▶ Hull in sandwich, vacuum infused composite with the Conyplex vacuum infusion system®
- ▶ Laminate consisting of: quadraxial and biaxial E-glass for inner and outer skins, infused with vinylester resin.
- ▶ Local unidirectional E-glass reinforcements
- ▶ Solid laminate in structural areas like the keel area
- ▶ First layer after gelcoat is a special barrier coat, providing extra osmosis resistance
- ▶ Structural bulkheads fully laminated to hull and deck
- ▶ Two year warranty
- ▶ Hull: gelcoat white
- ▶ Stripe and waterlines: dark blue
- ▶ Antifoul: 2 layers of Awl- star Black
- ▶ Portlights

2.3 DECK

- ▶ Deck in sandwich, vacuum infused composite with the Conyplex vacuum infusion system®
- ▶ Deck: gelcoat white
- ▶ Laminate consisting of: quadraxial and biaxial E-glass for inner and outer skins
- ▶ Local unidirectional E-glass reinforcements
- ▶ Solid laminate in structural areas where deck equipment is fitted
- ▶ Deck lockers and anchor locker in composite with white gelcoat finish and aluminium hatches
- ▶ 12 mm hand laid teak deck, toe rail, cockpit seats, cockpit sole and teak detailing around the cockpit

2.4 BULKHEADS

- ▶ Vacuum infused composite structural bulkheads in sandwich, using the Conyplex vacuum infusion system®
- ▶ Vacuum infused composite longitudinalinals in sandwich, using the Conyplex vacuum infusion system®

2.5 KEEL

- ▶ Lead performance keel with bulb
- ▶ Keel bolted through solid laminate using stainless steel bolts
- ▶ Keel girders in sandwich (PVC foam core), vacuum infused composite with the Conyplex vacuum infusion system®

2.6 RUDDER

- ▶ Fully balanced composite spade rudder
- ▶ Fibre orientated rudder laminate, vacuum infused composite with the Conyplex vacuum infusion system®
- ▶ Aluminium rudderpost
- ▶ JEFA rudder bearings
- ▶ JEFA steering system

3

DECK LAYOUT

3.1 COCKPIT

- ▶ Large cockpit, suitable for six people with helmsman's position
- ▶ Winches and sheets situated within reach of helmsman's position
- ▶ Two alcoves for storage of sheets and other small deck gear
- ▶ Pad eyes for safety harnesses mounted in cockpit

3.2 HATCHES AND WINDOWS

- ▶ Lewmar low profile aluminium deck hatches
- ▶ Gebo portlights and windows in hull
- ▶ Gebo thermopane windows in coach roof
- ▶ Yachtglass chemical hardened, laminated windows in coach roof of deck version B

3.3 DECK HARDWARE AND EQUIPMENT

- ▶ Stainless steel 316 stem head fitting
- ▶ Stainless steel 316 guardrails 60 cm high with 2 wires
- ▶ Stainless steel 316 bathing ladder
- ▶ Stainless Steel 316 deck fillers
- ▶ Stainless steel 316 handrails on cabin roof
- ▶ Stainless steel 316 anti chafe rails below mooring cleats
- ▶ Stainless steel 316 mooring cleats; two cleats with two fairleads forward, two cleats amidships, two cleats aft and two fairleads on stern
- ▶ Flagpole with stainless steel 316 support and flag
- ▶ Aluminium emergency tiller
- ▶ One yellow lifebuoy in stainless steel 316 supports fitted in deck locker
- ▶ Self draining gas bottle locker in deck. Including one Campinggaz 907 bottle with gas regulator valve. Extra space for second bottle in locker
- ▶ Boat hook in aluminium stowed on lower shroud
- ▶ Four fenders with socks and ropes
- ▶ Four 20 m 16 mm mooring warps
- ▶ Two 25 m 18 mm mooring warps

3.4 SAILING HARDWARE

- ▶ Ronstan deck fittings
- ▶ Lewmar aluminium self tailing winches throughout
- ▶ Four Lewmar winch handles
- ▶ Foldable chain plate on deck for removable cutter stay

3.5 ANCHOR SYSTEM

- ▶ Integrated anchor launching system in bow
- ▶ Lewmar electric anchor winch, including remote control
- ▶ 25 kg Delta anchor with 50 m galvanised 10 mm anchor chain
- ▶ Anchor chain marked each 10 m

3.6 STEERING SYSTEM

- ▶ JEFA steering pedestal (rack and pinion system) with 900mm steering wheel and leather grip
- ▶ Compass including cover

4

MAST, RIGGING & SAILS

4.1 MAST

- ▶ Selden spars, keel stepped, sloop rigged with silver anodised finish
- ▶ Swept back spreaders
- ▶ Slab reefing system
- ▶ Selden MDS Car system
- ▶ Two self tailing Lewmar halyard winches
- ▶ Deck and cockpit light
- ▶ Masthead light 3 colours with anchor light
- ▶ Windex in mast top

4.2 RIGGING

- ▶ Standing rigging in stainless steel
- ▶ Selden backstay tensioner
- ▶ Genoa furling system, Furlex 400S manual
- ▶ Main sheet 12mm with fine trim
- ▶ Genoa sheets 14mm, winches situated within reach of the helmsman

4.3 SAILS

- ▶ Mainsail, fully battened, slab reefing by North Sails
- ▶ Lazy jacks and main sail cover
- ▶ Furling Genoa, by North Sails

5

INTERIOR

5.1 GENERAL

As with all Contest Yachts, the interior will be fully made at our own yard in Medemblik.

The interior is designed by Birgit Schnaase Interior Design with great attendance to flexibility and detailing.

Detailing such as hinges, fittings and furniture is prescribed by Birgit Schnaase Interior Design.

5.2 STANDARD FEATURES

- ▶ Teak joinery
- ▶ Light oak floor
- ▶ Matt varnished 8 layers in total
- ▶ White painted teak and matt varnished teak side panelling
- ▶ Padded headboard in aft cabin
- ▶ Diagonally sliding saloon table for easy access for comfortable lounging and dining
- ▶ Two hassocks for occasional seating with release fitting for easy stowage while sailing
- ▶ Chrome fittings throughout
- ▶ Shower stalls with on handle mixer valves
- ▶ Teak doors 30 mm with anti-rattle door locks
- ▶ CORIAN worktops in galley with 2 sinks
- ▶ CORIAN tops in each head with moulded CORIAN washbasins
- ▶ Design taps
- ▶ Three-burner cooker, Mariner, with oven and grill fitted on gimbals (stainless steel)
- ▶ Refrigerator in stainless steel with front door
- ▶ Quality upholstery, colour to owners' choice (class A = standard)
- ▶ Quality curtains for saloon windows and portholes; colour to owners' choice
- ▶ Lee cloths in all berths
- ▶ Overhead lights in all cabins with Bticino wall switches
- ▶ Bticino 230V sockets
- ▶ Dimmers on overhead lights in saloon
- ▶ Automatic lighting (30 seconds) when opening companionway hatch
- ▶ Transparent chart holder on top of sliding companionway hatch
- ▶ Dedicated wash board storage in navigation cupboard together with chart storage
- ▶ Wet locker with drainage for stowage of wet oilskins
- ▶ Trotter box in wet locker for extra berth
- ▶ Red navigation light above chart table
- ▶ Careful noise reduction throughout
- ▶ Engine room well insulated
- ▶ Sprung slats in aft cabin
- ▶ 7 zone latex mattresses in all cabins
- ▶ 36-set (6 persons) of Contest Yachts porcelain crockery
- ▶ 24-set (6 persons) of drinking glasses and bottle stowage in bar
- ▶ Garbage bin under companionway stairs
- ▶ Extensive mirrors in both heads

SYSTEMS & EQUIPMENT

6.1 ENGINE

- ▶ Spacious engine room with easy access from side passage
- ▶ YANMAR 4JH4-TCE 55,2 kW (75 hp) 3200 rpm 4 cylinder turbo-charged diesel engine
- ▶ Indirect cooling
- ▶ YANMAR SD50 Sail drive
- ▶ Fixed propellor
- ▶ 12V/80A (starter battery) and 24V/75A alternator (service batteries)
- ▶ Separate main switch to enable service batteries to be used as starter battery
- ▶ Single lever gearshift & throttle control on steering pedestal
- ▶ Engine panel fitted in cockpit with rev. counter, oil pressure-water temperature- and charge alarm, start and stop buttons
- ▶ Water-cooled exhaust with double water lock
- ▶ Engine room insulated with combined drone- and sound absorbing insulation
- ▶ Engine room-ventilation by double electric ventilators and natural ventilation grills

6.2 FUEL SYSTEM

- ▶ Fuel tank capacity 286 litres
- ▶ SEPAR water separator and fuel filter. Acoustic and visual "water in fuel"-alarm
- ▶ Electric tank level gauge

6.3 FRESH WATER SYSTEM

- ▶ Pressurized hot & cold water system; tank capacity 430 litres
- ▶ Mixer taps in galley and showers
- ▶ Hot water tank in 316 stainless steel, 40 litres with double heat-exchanger to engine and 230V element
- ▶ Electric tank level gauge

6.4 BILGE SYSTEM

- ▶ Electric bilge pump in keel sump, with automatic switch
- ▶ Manual bilge pump in engine room
- ▶ Central discharge in engine room to reduce number of through hull fittings

6.5 BLACK & GREY WATER SYSTEM

- ▶ One manual -flush seawater toilet in forward head
- ▶ One manual -flush hanging seawater toilet in aft head
- ▶ Waste water tank 45 litres for aft head and 35 litres for fore head
- ▶ Indicator on black water tank, indicating full or empty
- ▶ Two shower stalls with automatic drain
- ▶ Grey water system with collection tank and automatic discharge
- ▶ Flexible hose for connection to bilge pump to remove water from any location of the boat

6.6 REFRIGERATION SYSTEM

- ▶ Refrigerator in stainless steel with front door

6.7 VENTILATION SYSTEM

- ▶ Forced ventilation system on engine room

6.8 SAFETY EQUIPMENT

- ▶ Manual gas valve (optional secondary electric valve)
- ▶ Three foam fire extinguishers 2 kg
- ▶ Fire blanket
- ▶ Fire port in engine room wall, for portable fire extinguisher

ELECTRICAL SYSTEMS

7.1 AC/DC SYSTEMS

- ▶ 24VDC and 230VAC system on board
- ▶ Dedicated technical area next to aft shower area for switches and fuses
- ▶ 4 x service batteries; Gell 85 Ah (Mastervolt)
- ▶ 1 x Starter battery: Gell 50 Ah, 830A Cold Crank Capacity.
- ▶ Emergency engine start on service batteries
- ▶ 230V shore power connection, including cable 25m with CE connector
- ▶ Shore power isolation transformer Mastervolt Mass GI 3,5KVA (16A), earth trip switch and socket in galley
- ▶ 24-12V inverter
- ▶ All sea cocks under the waterline are grounded

7.2 MAIN SWITCHBOARD

- ▶ All main switches situated at the switchboard
- ▶ All navigation lights with control LED's operated from the switchboard
- ▶ Tank level gauges situated at the switchboard

7.3 DASHBOARD

- ▶ Alarms for:
 - Running bilge pump
 - Water in fuel
 - Battery level
 - Black water tanks
- ▶ Switch for navigation lights on engine / sailing

OWNERS MANUAL

CERTIFICATION

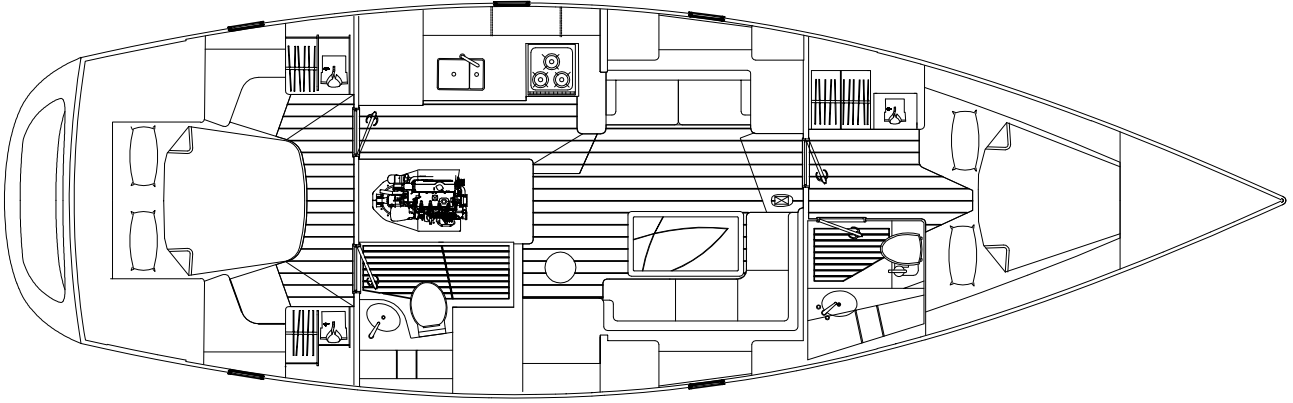
- ▶ The boat is CE certificated category A (unlimited ocean voyages)

The information contained in this specification is subject to change without prior notification.

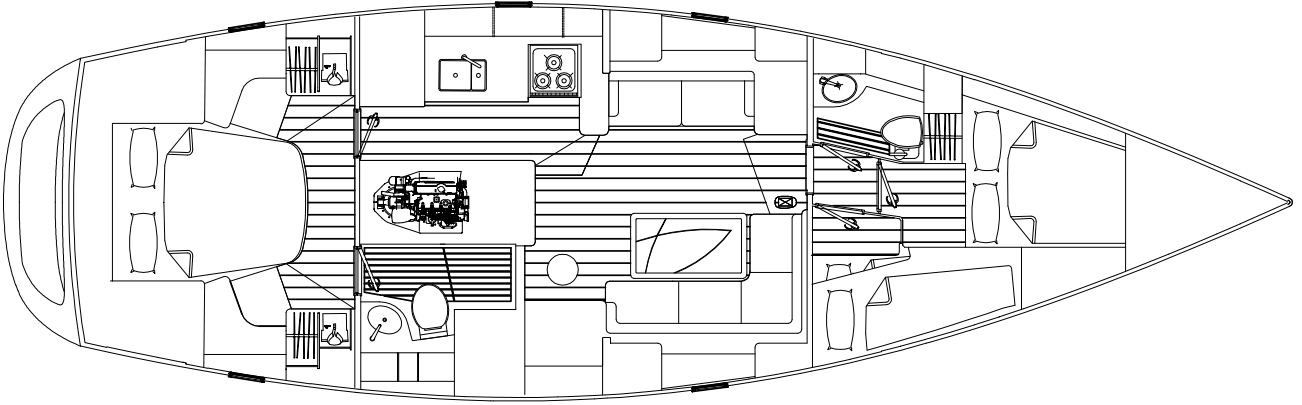
Extra equipment may influence the standard specification. Specifications may be altered at any time without prior notice. Contest Yachts January 2012.

INTERIOR LAYOUT

A



B











You will find Contest yachts riding at anchor or snug in harbour in every corner of the globe. Some were sailed to their idyll in the sun were by experienced sailors with tens of thousands of miles under their keels, while others were brought safely across oceans by owners new to the fulfillment and adventure of bluewater cruising.

What unites them is an appreciation for the care and expertise that go into a Contest to ensure that she is comfortable, reliable, enjoyable and secure, no matter whether exploring your local waters or pursuing the dream of a circumnavigation. We build our boats to bring out the sheer pleasure of being on the water. We invite you to share that pleasure, to share our passion.



Contest Yachts

Overleek 5

1671 GD Medemblik

The Netherlands

tel +31(0)227 543 644

fax +31(0)227 543 648

info@contestyachts.com

www.contestyachts.com

